



Innovation in timber engineering

4-sided planers **HM-3 / HM-4**

Plane and chamfer structural timber without set-up

Cross-sections from 400 mm to 625 mm

www.hundegger.de

**Hundegger**

Cross-sections from 15 x 30 mm to 400 x 625 mm



From roof lath to heavy purlin!

For planing and chamfering structural timber, there are two fully automatic 4-sided planers on offer for different applications.

The fully automatic planers of series HM-3 and HM-4 can be used either as stand-alone machines or connected in-line to a joinery machine.



Durable 4-sided planing and chamfering machines


With capability for either manual or automatic charging, these machines chamfer and plane up to four sides of a component simultaneously in a single pass.

Depending on the intended application of the timbers, it is also possible for the operator or a joinery program to select processing on 1, 2 or 3 sides, or only of part areas.

The two series HM-3 and HM-4 are fitted with high-powered feed units and planing motors to permit the safe transportation and planing of even wet, curved or twisted timber.

The PC-based control system adjusts the feed rate automatically depending on the planing motor load, so preventing standstill periods. Even the standard versions of these planers are fitted with infeed and outfeed roller conveyors and a noise enclosure. Extensive accessories such as cross feeders, lift tables and also a de-stacking unit are available for every conceivable application.





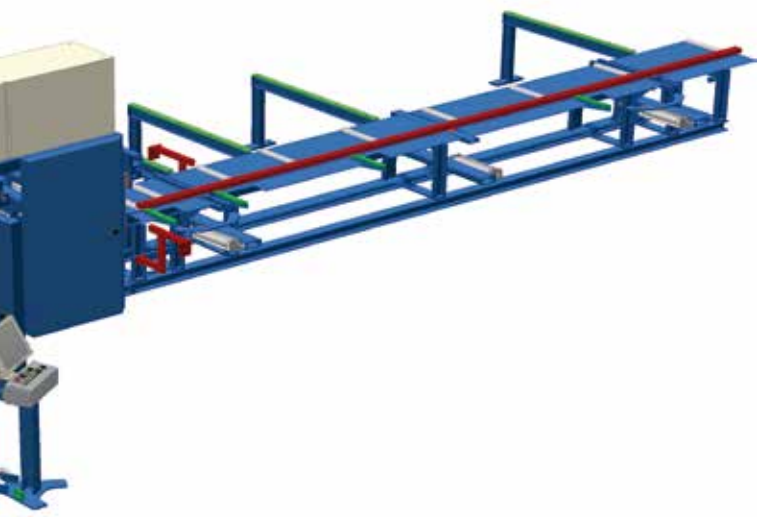
Impressive benefits

The HM-3 and HM-4 planers were developed to address the special demands involved in the planing and chamfering of structural timber.

An extensive selection of operating modes ensures extreme operating simplicity:

- Fully automatic thickness planing and chamfering
- Planing and chamfering with automatic cross-section measurement
- Planing sides can be selected at the display
- Planing and chamfering of part areas (front, back or front and back etc.)
- Fully automatic planing of rafter heads
- Automatic transfer of planing parameters from Hundegger joinery machines and from all commercially available joinery and CAD programs
- Manual or automatic charging using conveyor systems

TriTALL® knife in chrome steel, HSS knives, solid carbide knives and M32 knife with hardened cutting edge and soft core are available for every type of requirement and timber type. The centrifugal force clamping system allows knife changing with 4 or 2 knives per planing shaft without the need for tools or adjusting in just seconds.



Fully automatic thickness planing and chamfering or planing and chamfering with automatic cross-section measurement.

Fully automatic planing and chamfering of structural timber – from the roof lath to the heavy-duty purlin – without presetting and adjustment due to automatic cross-section measurement, length measurement and pre-positioning of all units and feed systems. It is even easily possible to plane and chamfer already joined timber.

Due to the automatic conveying devices, optionally with lift table and de-stacking, only one position has to be adopted for operating, charging and removal.



HM-3

The universal model



Planing width of up to 400 mm

The HM-3 has proven invaluable in widespread practice across the industry as a durable, universal planer.

With a processing width of 400 mm and feed rates of up to 20 m/min, this machine model fulfils most requirements in the joinery or timber construction industry.

The planing data can be transferred from all commercially available joinery or CAD programs, or alternatively entered directly at the mobile operator console.



Performance data

HM-3

- Timber cross-sections from 15 x 30 mm to 300 x 400 mm without retooling and presetting
- Continuous cross-sections up to 310 x 450 mm
- Chip removal of up to 12 mm (4 mm below, 8 mm at the top, 12 mm each at the left/right)
- Chamfering unit 12 mm x 45° (optionally 42 mm x 45°)
- Planing and chamfering of short components from 1.2 m
- 2 or 4 planer knives can be used per shaft

Drive motors:

2 horizontal shafts each with 7 kW (optionally 9.2 kW)

2 vertical shafts each with 7 kW (optionally 9.2 kW)

4 chamfering units each with 1.1 kW (optionally 5.5 kW)

7 feed units each with 0.37 kW



HM-4

High performance



Planing width of up to 625 mm

The HM-4 series is characterized in particular by its processing width of 400 mm or 625 mm, powerful planing motors and controlled feed rates of up to 35 m/min. This series offers the added convenience of touchscreen operation. Data transfer from CAD programs or job preparation as well timber inventory management or planing job lists etc. are all offered as part of the scope of delivery.





Variants and performance data

HM4-400

- Timber cross-sections from 15 x 45 mm to 300 x 400 mm without retooling and presetting
- Continuous cross-sections up to 310 x 450 mm
- Chip removal of up to 12 mm, simultaneously on all 4 component sides
- Chamfering unit 12 mm x 45° (optionally 42 mm x 45° or 32 mm x 45°)
- Planing and chamfering of short components from 1.4 m
- Automatic feed regulation

Drive motors:

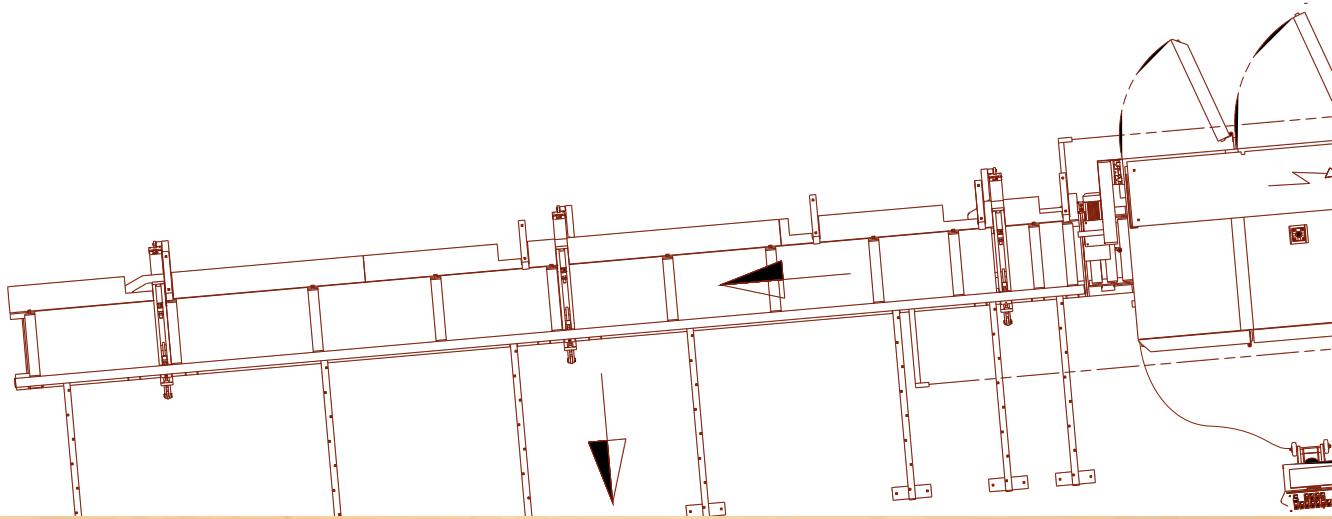
2 horizontal shafts each with 7.5 kW (optionally 9.2 kW or 11 kW)
2 vertical shafts each with 7.5 kW (optionally 9.2 kW or 11 kW)
4 chamfering units each with 1.5 kW (optionally 5.5 kW)
7 feed units each with 0.75 kW

HM4-625

- Timber cross-sections from 15 x 45 mm to 400 x 625 mm without retooling and presetting
- Continuous cross-sections up to 410 x 640 mm
- Chip removal of up to 12 mm, simultaneously on all 4 component sides
- Chamfering unit 12 mm x 45° (optionally 42 mm x 45° or 32 mm x 45°)
- Planing and chamfering of short components from 1.8 m
- Automatic feed regulation

Drive motors:

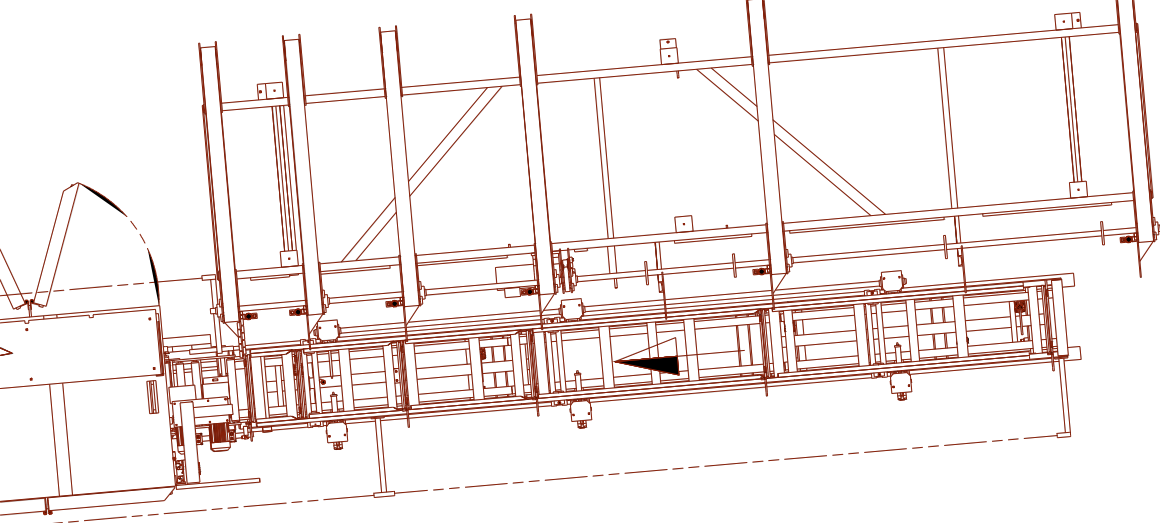
2 horizontal shafts each with 11 kW (optionally 15 kW or 18 kW)
2 vertical shafts each with 11 kW
4 chamfering units each with 1.5 kW (optionally 5.5 kW)
7 feed units each with 1.5 kW



		HM-3 400	HM-4 400	HM-4 625
Finished timber cross-section	min.	15 x 30 mm	15 x 45 mm	15 x 45 mm
	max.	300 x 400 mm	300 x 400 mm	400 x 625 mm
Timber throughfeed	max.	310 x 450 mm	310 x 450 mm	410 x 640
Timber length	min.	1200 mm	1400 mm	1800 mm
Feed rate	max.	20 m/min	35 m/min	35 m/min
Maximum chip removal*	above	8 mm	12 mm	12 mm
	below	4 mm	12 mm	12 mm
	right	12 mm	12 mm	12 mm
	left	12 mm	12 mm	12 mm
Chamfering	max.	42 mm x 45°	42 mm x 45°	42 mm x 45°
Spindle motors	horizontal	2 x 7 (9,2) kW	2 x 7,5 (9,2 / 11) kW	2 x 11 (15 / 18 kW
	vertical	2 x 7 (9,2) kW	2 x 7,5 (9,2 / 11) kW	2 x 11 kW
	Chamfering	4 x 1,1 kW	4 x 1,5 (5,5)kW	4 x 1,5 (5,5)kW
Feed motors		7 x 0,37 kW	7 x 0,75 kW	7 x 1,5 kW
Automatic thickness planing		Option	Standard	Standard
Part chamfering		Option	Standard	Standard
Automatic feed regulation		Option	Standard	Standard
Operation / display		Keyboard LCD-display	Touchscreen	Touchscreen

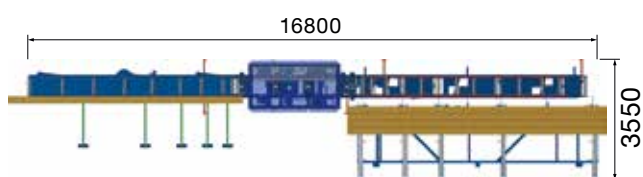
*depending on equipment, timber type, cutting volume etc.

Relating to specifications in this brochure: Subject to technical changes. The illustrations may also show accessories or non-standard equipment which is not part of the standard scope of delivery. For the sake of clarity, some illustrations are shown without standard safety devices.

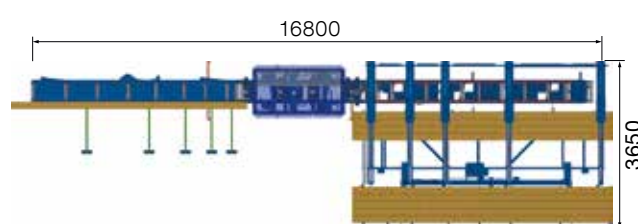


Variants and dimensions

HM-3




HM-3 with cross feeder and support tables

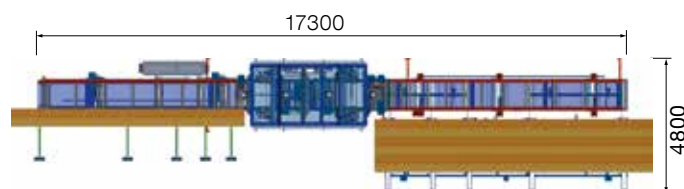


HM-3 with lift table, de-stacking unit, cross feeder and support tables

HM-4



HM-4 400 with cross feeder and support tables



HM-4 625 with cross feeder and support tables

Components can be loaded and discharged from both sides. The required cross feeders, lift tables and handling devices for link-up to joinery machines or production lines are planned and produced specifically to address customer requirements.



Hundegger-Benefits

- Experience gathered from 4,700 machines installed worldwide
- Precise adjustment of machines to customer requirements using the modular system with the benefit of qualified advice
- High degree of flexibility through internally developed software
- Continuous further development and free software updates
- Proven interface to all leading timber construction CAD programs
- Convenient machine operation developed specifically for the needs of the timber construction industry
- Qualified training and instruction in the Hundegger Training Centre
- Close cooperation with leading institutes and vocational colleges, particularly in the field of vocational training
- Extensive warranty benefits
- Worldwide guaranteed service and spare part availability
- Round-the-clock servicing as a cornerstone of our corporate philosophy
- Unbeatable cost-to-performance ratio

Hans Hundegger AG

Kemptener Straße 1
D-87749 Hawangen

Telefon: + 49 (0) 8332 9233 0
Telefax: + 49 (0) 8332 9233 11
info@hundegger.de
www.hundegger.de

